



TELETRUK | TLT25/30/35

Max 3,500kg capacity Max 2,400kg capacity at 2m reach Max lift height 5,150mm



EFFICIENCY AND COST OF OWNERSHIP.

THE JCB TELETRUK DOES EVERYTHING A CONVENTIONAL MASTED FORKLIFT DOES... AND MORE. REDUCING COST OF OWNERSHIP, SAVES YOU TIME, FUEL, MANPOWER AND YARD LOADING SPACE. ADD TELETRUK'S POTENTIAL TO REPLACE SEVERAL MACHINES, WHICH MEANS YOU DON'T NEED AS MANY MASTED FORKLIFTS IN YOUR FLEET, AND THE RESULT IS MAXIMUM EFFICIENCY AND PRODUCTIVITY.

This huge fuel saving has led to the Tier 4/Stage IIIB Teletruk being branded as a JCB ECO machine.

Engine efficiency.

Designed specifically for JCB, the new Tier 4/Stage IIIB JCB Diesel by Kohler engine on the TLT 30 High Lift, TLT 35D and TLT 35D 4x4 offers up to 32% fuel saving compared to the Tier 3/Stage III machine using the industry standard VDI 2198 cycle.

The JCB Diesel by Kohler engine features a high-pressure common-rail injection system which, along with fuel mapping, results in efficient combustion, better fuel economy and fewer emission particulates.

Unlike most Tier 4/Stage IIIB engines, the JCB Diesel by Kohler engine doesn't require a Diesel Particulate Filter (DPF), saving you additional running costs.

The electronic fuel controllers inject fuel multiple times during the combustion cycle to maximise power and torque when they're needed most.



No DPF required,
Clean Burn Engine.



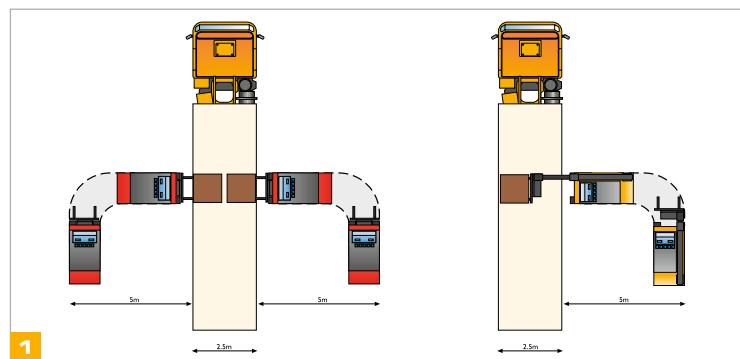
The Teletruk offers typical savings of up to 30% on operating costs compared to a masted fork lift truck. This is a result of the typical time, space and fuel usage savings of single-side loading.

Operational efficiency.

- 1 Thanks to the telescopic boom, you can load and unload a lorry trailer from only one side. This results in up to 50% yard loading space saving; you can use the rest of the loading space for other duties and there is also no need to spend extra time repositioning vehicles around work yards.
- 2 The Teletruk can often do the work of five machines on site – a conventional masted forklift, skid steer, telescopic handler, compact wheeled loader and rough terrain fork lift – reducing your machine fleet holding and getting more tasks done during every work shift.
- 3 Efficient service scheduling is ensured by JCB LiveLink, fitted as standard to all Tier 4/Stage IIIB machines, and operational efficiency is supported by our two-year JCB warranty, up to 3000 hours.



1



Ordinary forklift

Extraordinary Teletruk



2




3

VERSATILE PERFORMANCE.

THE COMBINATION OF A SMALL FOOTPRINT, TELESCOPIC BOOM, 2WD AND 4WD DRIVE AND HYDRAULIC QUICK-DISCONNECT OPTION MAKES THIS THE WORLD'S MOST VERSATILE COUNTERBALANCED LIFT TRUCK. IT'S A TRULY UNIQUE MACHINE.

Lift and load.

- 1 The choice of models offers up to 3,500kg lift capacity and up to 5,150mm lift height, with a maximum reach capacity of 2,400kg at 2m forwards reach.
- 2 On all these machines, full free lift comes as standard without the need to buy an expensive full free lift mast.
- 3 Negative lift allows the Teletruk to reach below ground level, or below the deck on a ship.
- 4 Ordinary lift trucks use hydraulic power for the lift cycle only and then gravity to lower. The Teletruk uses full power down too for maximum control and precision, particularly useful in specialist applications.
- 5 Setting the carriage for lift/lower, the angle of parallel lift is maintained throughout the lift envelope to keep the load level.



In total, there are ten compact models in the JCB Teletruk range with diesel-powered, fully enclosed hydrostatic drivelines in two and four-wheel drive, and two Gas (LPG) powered two-wheel-drive machines.

Forward reach.

6 The telescopic boom allows single-side loading, loading to the far side of rail wagons by reaching across the platform gap, reaching inside sprinter vans and loading of ships by reaching across from the quayside.

7 111 degrees of carriage rotation makes handing of unpalletised goods much easier and safer.

Access all areas.

8 The Teletruk's small footprint and small turning circle allows you to work in narrow aisle widths.

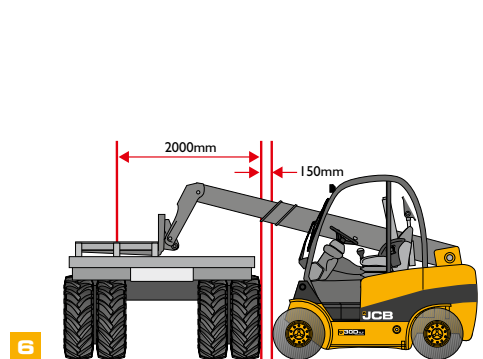
9 Choose two-wheel drive for normal surfaces but for harsher ground conditions select our 4WD models with additional traction control options for even greater performance in poor ground conditions.

10 The combination of Tier 4/Stage IIIB engine and 4WD also results in excellent performance up ramps and gradients.

Sheer versatility.

11 The JCB Changezee is a hydraulic quick-disconnect carriage that lets you change attachments within 30 seconds without having to leave the cab. This unique feature led to JCB winning the Fork Lift Truck Association Award for Ergonomics.

12 A special range of Teletruk attachments, plus compatibility with the full range of industry specific attachments, gives you huge flexibility and the ability to work in a wide range of applications.



SAFER BY DESIGN.

CONVENTIONAL FORKLIFTS HAVE A MAST BLOCKING THE VIEW AHEAD. NOT THE TELETRUK. OUR TELESCOPIC SIDE MOUNTED BOOM MAXIMISES OPERATOR VISIBILITY WHILE A WEALTH OF ADDITIONAL JCB-ENGINEERED SAFETY FEATURES COMBINE TO ENHANCE ONSITE SAFETY.

Unrivalled visibility.

1 With no mast blocking the view ahead as on conventional forklifts, the Teletruk's unique side mounted boom design provides unrivalled forward visibility.

2 The design also provides total visibility of fork tips and attachments when fully retracted and lowered, even inside containers and particularly when entering a pallet at ground level.

Single-side loading.

3 The Teletruk's telescopic forwards reach allows you to unload lorries from one side. This means only one curtain needs opening and no forklift movements around the other side of the lorry are required, ensuring pedestrians stay safe and separate, increasing site safety.

4 When a delivery truck has to park at the roadside, the Teletruk can carry out all unloading from one side so there is no need to travel into the public highway.

NOW YOU SEE THEM
(View from Teletruk)



NOW YOU DON'T
(View from a masted truck)



Protecting man and machine.

- 5 Hose burst check valves prevent any loss of pressure in the hydraulic cylinders, maintaining the boom in its position in the unlikely event of a boom hydraulic fault.
- 6 Our safety-interlocked operation system on the Changezee quick disconnect device reduces any risk of mishandling.
- 7 All operator enclosures conform to international ROPS/FOPS regulations and boast a wealth of safety additional features, including a front screen guard, optional speed control and lap belts fitted as standard.
- 8 Beacons and reverse alarms are available for additional on-site safety.
- 9 Our battery isolator key helps prevent unauthorised use, protecting your investment.
- 10 Getting into and out of the Teletruk is safe and easy, thanks to the wide step and the large grip handle.



COMFORT AND EASE OF USE.

EVERY EFFORT HAS BEEN MADE TO ENHANCE THE ERGONOMICS OF THE TELETRUK, ENSURING SUPERB OPERATOR COMFORT THROUGHOUT THE WORKING DAY AND ENABLING YOU TO GET THE MAXIMUM PRODUCTIVITY OUT OF THIS UNIQUELY VERSATILE MACHINE.

In complete control.

- 1 The controls themselves are ergonomically designed with everything in easy reach and a display that is clearly viewed in any light. The JCB Teletruk also features a multifunctional control lever.
- 2 As part of EU machinery directive EN15000, our Adaptive Load Control in conjunction with the Load Moment Indicator (L.M.I) system allows the load to be managed safely and reduces the possibility of overloading the machine.

In complete comfort.

- 3 The Tier 4/Stage IIIB cab interior has been updated with new black mouldings and switch plate. It's a quiet environment too with 78 dB(A) noise levels at the operator's ear for added comfort.
- 4 Comfort continues on the Tier 4/Stage IIIB models with our new, compact, adjustable seat which is available in vinyl or fabric. Pneumatic suspension options are also available.

- 5 The Teletruk offers several cab choices, from simple canopy to fully glazed and a low cab option, providing the most comfortable working conditions whatever the climate or conditions.
- 6 For when the weather turns cold, or for those chilly early starts, there is a heater as standard on full cabs models (optional on other models). Air conditioning is available for added operator comfort.



Fully hydrostatic steering, along with the small diameter steering wheel with steering assist handle, aids precision manoeuvrability.

Seat incorporates operator presence switch.



TELETRUK WASTEMASTER KITS.

THE JCB TELETRUK IS AN IDEAL SOLUTION FOR THE WASTE AND RECYCLING SECTOR THANKS TO ITS ROBUST DESIGN, MANUFACTURE AND HIGH PERFORMANCE. TO ENSURE ULTIMATE PROTECTION FOR MACHINES WORKING IN ARDUOUS, DUSTY AND DIRTY ENVIRONMENTS, JCB HAS VARIOUS WASTEMASTER KIT OPTIONS FOR SPECIFIC APPLICATIONS.



Kits include:

- 1 Heavy-duty carriage.
- 2 Single carriage pin.
- 3 Basic kit, trash guard.
- 4 Front apron plate.
- 5 Front and rear wheel motor protectors.
- 6 Heavy-duty body kit, door and underbelly guard.
- 7 Counterweight chevrons.
- 8 Wide core radiator.
- 9 Fire extinguisher.
- 10 Roof guard.
- 11 Panoramic mirror.
- 12 Greasing kit.
- 13 In-cab coolant temperature gauge.



QUALITY, RELIABILITY, DURABILITY.

THE TELETRUK'S ROBUST CONSTRUCTION, BACKED UP BY RIGOROUS TESTING, GIVES YOU EXCELLENT STABILITY, RIGIDITY AND ALL-ROUND PROTECTION. WE HAVE ALSO MINIMISED MAINTENANCE REQUIREMENTS AND ENSURED QUICK AND EASY SERVICING, RESULTING IN MAXIMUM MACHINE UPTIME.

Built to last.

1 The Teletruk's robust boom and carriage design eliminates costly repair and maintenance of masts and chains on ordinary forklifts. JCB has a proven track record in the design and manufacture of telescopic booms, featuring:

- > 'U' shape pressing for maximum strength
- > Keyhole castings for excellent load dispersion
- > Wear pads for extended component life

2 The chassis is fully integrated and, because it's designed and manufactured by JCB, we can guarantee high structural integrity. An integrated steel hydraulic tank and diesel tank are also more resistant to damage.

3 A range of pneumatic, semi solid and solid tyres are available to meet your specific requirements.



High quality JCB in-house manufactured hydraulic lift and lower rams are incorporated into the Teletruk's unique boom design



5

Damage limitation.

4 To help reduce the amount of dirt, dust and water getting into the engine where it can impair performance and reduce durability, we've invested in full machine belly guard construction.

5 Teletruks are tough machines that give proven performance in the toughest environments. Our waste kit options give even greater machine protection with heavy-duty body work, a heavy-duty undercarriage and wide core radiators.

6 No mast blocking the view ahead coupled with the forward reach of the telescopic side boom means you can accurately load trucks and utility vehicles without damaging the doors or bodywork (of the vehicle being loaded).



5



6



LOW MAINTENANCE, LONG INTERVALS.

FORKLIFT TRUCKS NEED TO SPEND THE MAXIMUM AMOUNT OF TIME HARD AT WORK. WE'VE DESIGNED THE TELETRUK TO DO JUST THAT, WITH LONG SERVICE INTERVALS AND QUALITY COMPONENTS.



Easy access.

- 1 Ground-level access to all the major components and service interval checks is quick and easy through the side-opening door and tilting cab.
- 2 The operators daily checks are behind the side door.
- 3 Teletruk's battery can be easily accessed without the need for special tools.
- 4 The hydraulic oil tank is also within easy reach and there's an unobstructed view of the indicator.





A telescopic boom instead of a mast means there are no chains or rollers to maintain.

Looking after itself.

Livelink relays the machine's condition, giving real-time alerts and safeguarding the machine and operator.

- 5 For additional peace of mind, the Teletruk comes with two-year JCB Warranty as standard, up to 3000 hours.
- 6 The option of a wide core cooling pack ensures optimum performance in environments with large amounts of airborne debris.
- 7 The Teletruk's driveline is fully enclosed, which means that components such as wheel motors require little maintenance.



5



7

LIVELINK, WORK SMARTER.

LIVELINK IS AN INNOVATIVE SOFTWARE SYSTEM THAT LETS YOU MANAGE JCB MACHINES REMOTELY – ONLINE, BY EMAIL OR BY MOBILE PHONE. ACCESS EVERYTHING FROM MACHINE ALERTS TO HISTORY INFORMATION, WITH ALL DATA STORED AT A SECURE CENTRE.

Productivity and cost benefits

By providing information like idle time monitoring and machine fuel consumption, JCB Livelink helps reduce your fuel usage, saving money and improving productivity. Machine location information can help improve efficiency and perhaps even reduce insurance costs.



Maintenance benefits

Manage machine maintenance easily – accurate hours monitoring and service alerts improve maintenance planning, while real-time location data helps you manage your fleet. Critical machine alerts and maintenance history records are also available.



Security benefits

Livelink's real-time geofencing alerts tell you when machines move out of predetermined zones, and real-time curfew alerts inform you of unauthorised usage. Further benefits include real-time location information, advanced ECU matching (pairs Livelink with the immobiliser or ECU).



VALUE ADDED.

JCB'S WORLDWIDE CUSTOMER SUPPORT IS FIRST CLASS. WHATEVER YOU NEED AND WHEREVER YOU ARE, WE'LL BE AVAILABLE QUICKLY AND EFFICIENTLY TO HELP MAKE SURE YOUR MACHINERY IS PERFORMING TO ITS FULL POTENTIAL.



1 Our Technical Support Service provides instant access to factory expertise, day or night, while our Finance and Insurance teams are always on hand to provide fast, flexible, competitive quotes.

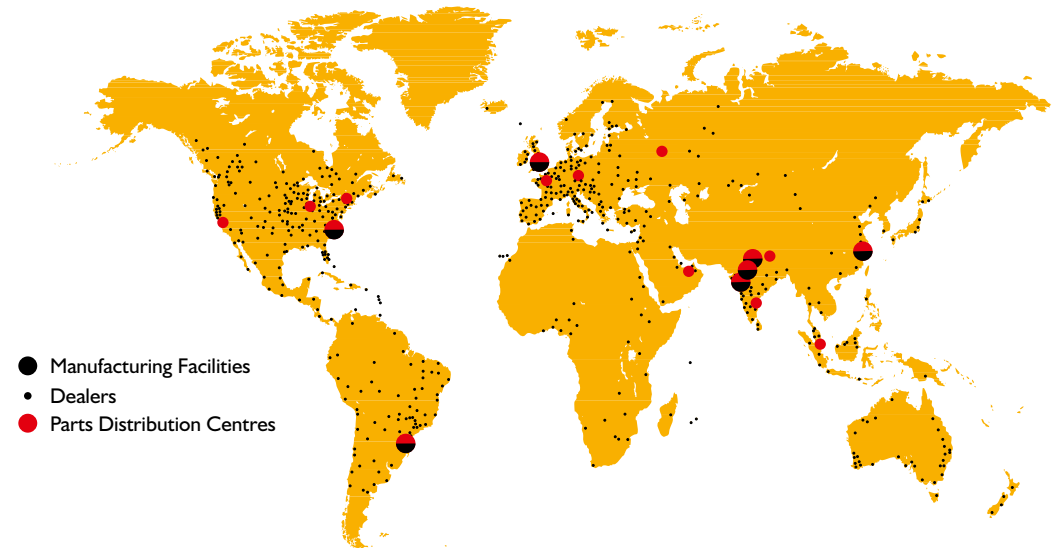
2 The global network of JCB Parts Centres is another model of efficiency; with 15 regional bases, we can deliver around 95% of all parts anywhere in the world within 24 hours. Our genuine JCB parts are designed to work in perfect harmony with your machine for optimum performance and productivity.



3 JCB Premier Cover offers comprehensive extended warranties and service agreements, as well as service-only or repair and maintenance contracts. Irrespective of what you opt for, our maintenance teams around the world charge competitive labour rates, and offer non-obligation quotations as well as fast, efficient insurance repair work.



Note: JCB LIVELINK and JCB Premier Cover may not be available in your region, so please check with your local dealer.



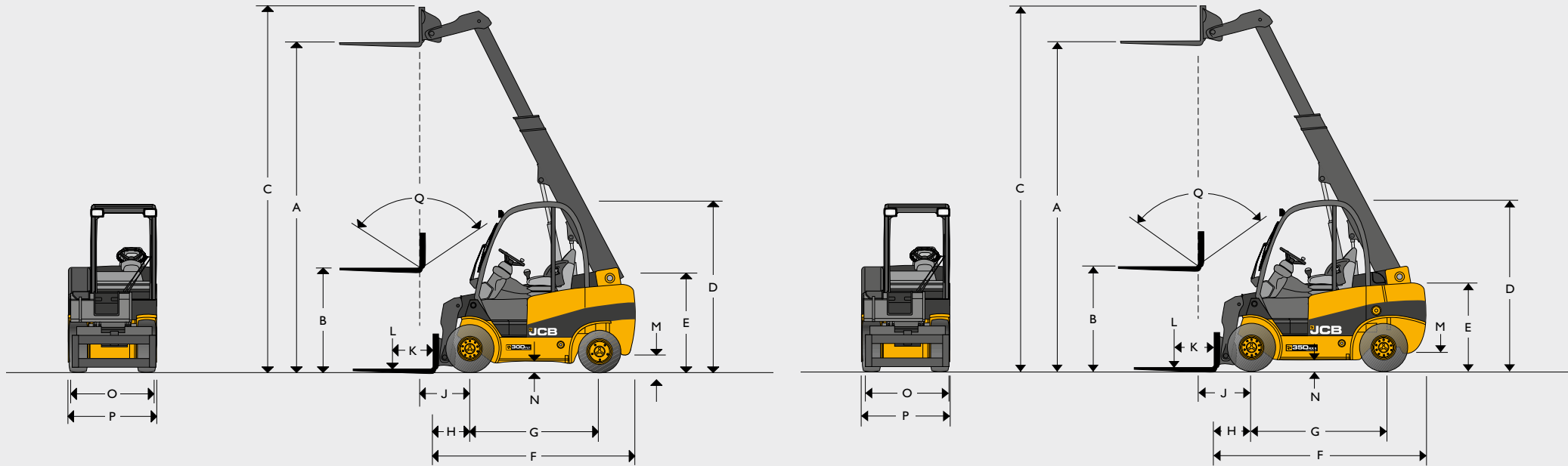
STATIC DIMENSIONS

TLT25 / TLT25HL / TLT30 / TLT30HL / TLT35

ENGINE FUEL TYPE: DIESEL OR LPG LIFT CAPACITY: UP TO 3.5 TONNES

TLT30D 4X4 / TLT35D 4X4

ENGINE FUEL TYPE: DIESEL LIFT CAPACITY: UP TO 3.5 TONNES



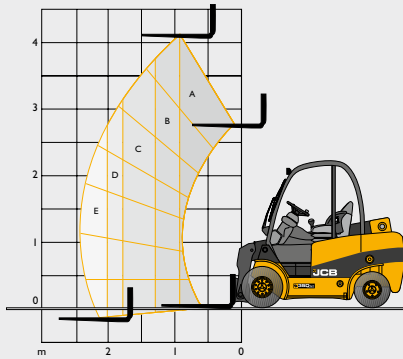
STATIC DIMENSIONS

Model		TLT25/25HL	TLT30	TLT30DHL	TLT30D 4X4	TLT35D	TLT35D 4X4
A	Lift height	mm	4000	4000	5150	4000	4350
B	Free lift (standard)	mm	1424	1410	1410	1350	1350
C	Height (boom extended)	mm	4580	4625	5700	4805	5150
D	Height of overhead guard (standard/low)	mm	2190/2090	2205/2105	2205/2105	2300/2200	2205/2105
E	Height of operators seat (high/low)	mm	1086/1066	1091/1071	1200/1180	1241/1221	1200/1180
F	Length to fork face	mm	2625	2750	3370	2840	3000
G	Wheelbase	mm	1700	1700	1950	1780	1950
H	Distance from c/l of front axle to fork face	mm	500	515	790	515	595
J	Distance from c/l of front axle to fork face (full height)	mm	700	715	540	715	795
K	Load centre	mm	500	500	500	500	500
L	Lift capacities (with sideshift)	kg	2500	3000	3000	3000	3500
M	Ground clearance (lowest point)	mm	115	130	125	165	125
N	Ground clearance (wheelbase centre)	mm	140	155	155	192	155
O	Fork carriage width	mm	1100	1200	1200	1200	1200
P	Maximum width of machine	mm	1175	1280	1280	1400	1280
Q	Carriage tilt total* F/B variable through lift arc	degrees	111*	111*	111*	111*	111*

GENERAL SPECIFICATION

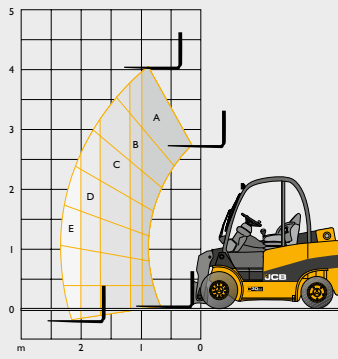
Model		TLT25/25HL	TLT30	TLT30DHL	TLT30D 4X4	TLT35D	TLT35D 4X4
Engine manufacturer		D-Perkins/G-G.M.	D-Perkins/G-G.M.	JCB Diesel by Kohler	D-Perkins/G-G.M.	JCB Diesel by Kohler	JCB Diesel by Kohler
Tier compliant		Tier 3 Stage III	Tier 3 Stage III	Tier 4 Stage IIIB	Tier 3 Stage III	Tier 4 Stage IIIB	Tier 4 Stage IIIB
Engine model		D-404 2.2/G-3.0 L4	D-404 2.2/G-3.0 L4	KDI2504TCR	404 2.2	KDI2504TCR	KDI2504TCR
Engine output (gross power)	kW	D-37/G-43	D-37/G-43	46	37	46	46
Cubic capacity	cm ³	D-2200/G-2966	D-2200/G-2966	2504	2200	2504	2504
Rated	rpm	D-2600/G-2600	D-2600/G-2600	2600	2600	2600	2600
Number of cylinders		D-4/G-4	D-4/G-4	4	4	4	4
Working pressure for attachments	bar	170	170	170	170	170	170
Oil flow for attachments	l/min	28 Std flow/70 Extra flow	28 Std flow/70 Extra flow	28 Std flow/70 Extra flow	28 Std flow/70 Extra flow	28 Std flow/70 Extra flow	28 Std flow/70 Extra flow
Maximum reach ground level (500mm load centre)	mm	2230	2230	3300	2230	2280	2400
Maximum reach boom horizontal (500mm load centre)	mm	2390	2390	3320	2390	2430	2450
Turning radius	mm	2440	2490	2885	2995	2885	3500
Aisle width 90° stacking 800 x 1200/1000 x 1200	mm	3940/4140	4005/4205	4475/4675	4510/4710	4480/4680	5060/5260
Weight unladen	kg	D-4220/G-4280 D-4340/G-4400	D-4900/G-4960	5380	5100	5100	5500
Travel speed (standard)	km/h	20	20	20	20	20	20
Gradeability (laden/unladen)	%	25/21	25/21	25/21	30/28	25/21	25/23
Transmission		TCR	TCR	TCR	TCR	TCR	TCR
Park brake type		Hand	Hand	Hand	Hand	Hand	Hand
Shovel rated capacity	m ³	0.6	0.6	0.6	0.6	0.6	0.6
Shovel struck capacity	m ³	0.5	0.5	0.5	0.5	0.5	0.5
Shovel dump height (30°)	mm	2400	2400	2680	2550	2680	2680
Shovel rollback angle at ground	degrees	37	37	33	37	33	33
Shovel width	mm	1385	1385	1385	1385	1385	1385
Tyres PPS (semi solid), L (pneumatic)		PPS/L	PPS/L	PPS/L	L	PPS/L	L
Tyre size front (standard)		7.00 x 12	27 x 10 x 12	27 x 10 x 12	27 x 10 x 12	27 x 10 x 12	27 x 10 x 12
Tyre size rear (standard)		6.00 x 9	6.50 x 10	2 x 9 x 10	27 x 10 x 12	23 x 9 x 10	27 x 10 x 12
Diesel tank capacity	ltrs	44	44	55	44	55	55

LIFT CAPACITIES – TLT25/TLT25HL



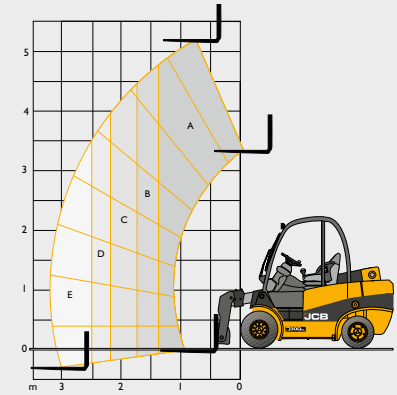
Capacity bands	TLT25	TLT25SHL
A	2500 kg	2500 kg
B	2000 kg	2000 kg
C	1500 kg	1500 kg
D	1275 kg	1275 kg
E	1000 kg	1075 kg
@ 2 metres	1275 kg	1400 kg

LIFT CAPACITIES – TLT30



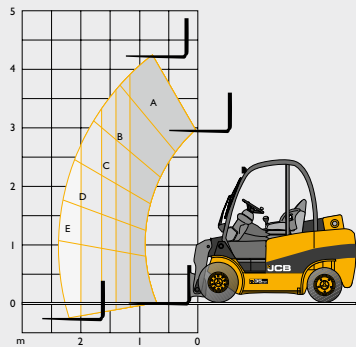
Capacity bands	TLT30
A	3000 kg
B	2500 kg
C	2000 kg
D	1750 kg
E	1500 kg
@ 2 metres	1750 kg

LIFT CAPACITIES – TLT30HL



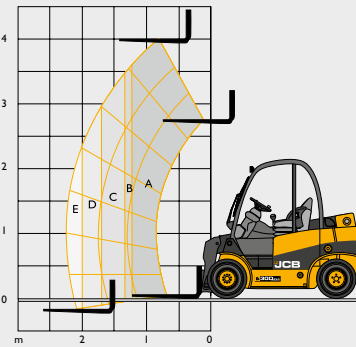
Capacity bands	TLT30HL
A	3000 kg
B	2500 kg
C	2000 kg
D	1750 kg
E	1250 kg
@ 2 metres	2000 kg

LIFT CAPACITIES – TLT35D



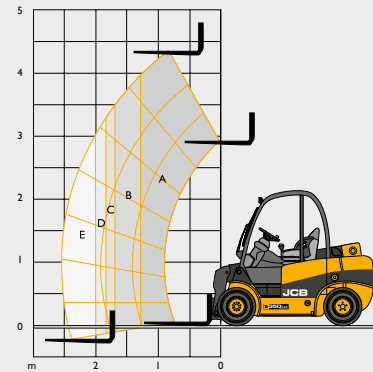
Capacity bands	TLT35
A	3500 kg
B	3000 kg
C	2500 kg
D	2100 kg
E	1700 kg
@ 2 metres	2100 kg

LIFT CAPACITIES – TLT30D 4x4



Capacity bands	TLT30D 4x4
A	3000 kg
B	2750 kg
C	2500 kg
D	2000 kg
E	1500 kg
@ 2 metres	2000 kg

LIFT CAPACITIES – TLT35D 4x4



Capacity bands	TLT35D 4x4
A	3500 kg
B	3000 kg
C	2750 kg
D	2400 kg
E	2000 kg
@ 2 metres	2400 kg





ONE COMPANY, OVER 300 MACHINES.

Your nearest JCB dealer

TELETRUK TLT25/30/35

Max 3,500kg capacity Max 2,400kg capacity at 2m reach Max lift height 5,150mm

JCB Sales Limited, Rokester, Staffordshire, United Kingdom ST14 5JP.

Tel: +44 (0)1889 590312 Email: teletruk@jcb.com

Download the very latest information on this product range at: www.jcbteletruk.com

©2009 JCB Sales. All rights reserved. No part of this publication may be reproduced, stored in a retrieval system, or transmitted in any form or by any other means, electronic, mechanical, photocopying or otherwise, without prior permission from JCB Sales. All references in this publication to operating weights, sizes, capacities and other performance measurements are provided for guidance only and may vary dependant upon the exact specification of machine. They should not therefore be relied upon in relation to suitability for a particular application. Guidance and advice should always be sought from your JCB Dealer. JCB reserves the right to change specifications without notice. Illustrations and specifications shown may include optional equipment and accessories. The JCB logo is a registered trademark of J C Bamford Excavators Ltd.

9999/5774 en-GB 07/14 Issue 1 (T4)

